




# 2024 Royal Hobart Show Online Safety Induction



**ROYAL  
HOBART  
SHOW**

## It is important that this Safety Induction is understood.

Please advise your supervisor or manager if your primary language is not English so that alternative arrangements can be made.

### Korean

이 감응작용이 이해한다고 중요하다. 양자택일 준비할 수 있다 하기 위하여 너의 1 차 언어가 영어이외에 이르면 너의 매니저를 조언하십시오.

### Italian

È importante che questa induzione è capita. Raccomandi prego il vostro responsabile se la vostra lingua primaria è tranne l'inglese in moda da potere prendere accordi alternativi.

### Greek

Είναι σημαντικό ότι αυτή η επαγωγή γίνεται κατανοητή. Παρακαλώ συμβουλευστε το διευθυντή σας εάν η αρχική γλώσσα σας είναι εκτός από τα αγγλικά έτσι ώστε οι εναλλακτικές ρυθμίσεις μπορούν να γίνουν.

### Spanish

Es importante que esta inducción está entendida. Aconseje por favor a su encargado si su lengua primaria está con excepción de inglés para poder tomar medidas alternativas.

### Chinese

如果你的第一語言不是英語，請告訴經理。我們可做另行安排

### Arabic

رجاء إخطار المدير إذا لم تكن لغتك الرئيسية هي الإنجليزية، ليتم اتخاذ ترتيبات بديلة

### Indonesian

Silakan memberitahu manajer anda kalau bahasa ibu anda bukan bahasa Inggris supaya tindakan alternatif dapat diambil.



## References

Work Health & Safety Online Induction (Venue Induction & Conditions)

Risk Assessments and Job Safety Analysis

Emergency Management Response Plan

Event Risk Register

Royal Hobart Show COVIDSafe Operations Management Plan

Work Health and Safety Act 2012 (TAS)

Environmental Protection Act 1993

All WHS Regulations pertaining to the above-mentioned Acts

All relevant Australian Standards & Codes of Practices

Optional link to WorkSafe Tasmania Laws: [WorkSafe Tasmania](#)

## Definitions

- Event shall mean any activity held on the Venue.
- Competent person shall mean a person who has acquired through training, qualifications or experience the knowledge and skills to carry out the task.
- WHS shall mean Work, Health and Safety.
- PCUB means Person Conducting a Business or Undertaking.
- Personnel shall mean all Staff, Contractors, Consultants, Sponsors, Volunteers, Traders and Exhibitors.
- PPE means Personal Protective Equipment.
- Precinct shall mean area managed by Principal Contractor.
- The Royal Agricultural Society of Tasmania shall mean the Principal Contractor of the Venue.
- RAST shall mean the Royal Agricultural Society of Tasmania.
- Royal Agricultural Society of Tasmania approval shall mean written approval by the Royal Agricultural Society of Tasmania.
- RCD shall mean Residual Current Device or Safety Switch.
- Venue shall mean the Hobart Regatta Site.
- WHS shall mean Work Health Safety.





## Induction Procedures

All personnel require to complete a safety induction and pass an assessment prior to entry into the Venue. To pass this online induction you must have at least 9 correct answers out of 10 questions.

At the successful completion of the induction a receipt will be sent via email to you to print out and sign. If a pass is not achieved the process may be repeated. You may return to the induction at anytime to clarify information. It is a condition of entry to the Venue that all personnel carry this induction card at all times. You must produce this card when requested to by any RAST Staff.

*Print out your Certificate* -This Safety Induction certificate is proof that you have been inducted.

The following induction covers the general safety practices of the RAST and is aimed at all personnel. However, you must receive task specific induction from your supervisor or manager prior to commencing any work. Your manager or supervisor must consult with you and train you in safe work systems and methods. Your manager or supervisor must supervise your work and be available to answer any questions. Construction Induction (CI card) or equivalent must be held by all persons performing medium to high-risk construction work at the Venue.

Should you require more information do not hesitate to contact either your manager or the Royal Hobart Show Office.

Note: If any person is unable to access the online induction portal, they will be able to attend the RAST Office and complete a hard copy version of this induction prior to starting work at the Venue.





## Welcome to our Work Health & Safety Online Induction

All Personnel must abide by the RAST Occupational Health, Safety and Environmental Protection Policy including all site safety rules whilst working onsite. Work must be carried out to the requirements of the Work Health and Safety Act 2012 (TAS), and any relevant regulations and codes of practice.

***Remember it is an offence under the act to expose anyone to danger.***

### Ensuring Health and Safety – WHS Act 2012 (TAS)

*To avoid any doubt, the duty imposed on a Person Conducting a Business or Undertaking (PCBU) by the WHS Act 2012 (TAS) is to provide and maintain, as far as reasonably practicable, a working environment that is safe and without risks to health. It is also your duty to eliminate risks to health and safety so far as is reasonably practicable. Officers under the Act must fulfil the obligations of the PCBU and exercise due diligence. Workers must comply with reasonable WHS instructions and policy and take reasonable care that their acts or omissions don't adversely affect themselves or others.*

### Introduction :

The RAST is committed to providing a safe environment for all its staff, volunteers, contractors and stakeholders working at the Venue, as well as all of our visitors including general public. This online induction has been prepared for those who will be physically carrying out work duties at the event.

The aim of this online induction is to provide all Staff, Contractors, Consultants, Sponsors, Traders, Volunteers and Exhibitors working within the Venue, with the relevant work health, safety and environmental information required to operate within the venue in a safe manner. It does not take away the responsibility for all personnel to comply with all relevant legislation. The safety induction pass does not provide automatic right of entry to the venue. Persons entering the venue must adhere to the Conditions of Entry, Work Health and Safety legislation and the RAST Risk Management Policies. Conditions of entry are posted around the Showground at gates and are available online.

[Link to RHS Conditions of Entry](#)



**ROYAL  
HOBART  
SHOW**



## Venue Safety Rules and Guidelines

### Animals and Livestock Care

Animals are not permitted onsite without authorisation with exception to accredited assistance or guide-dogs which are permitted by law to enter this site. Please keep well clear of animals and animal waste.

Always shut gates when entering or exiting animal enclosures. Never chase escaped animals through the event site.


Close off areas using temporary fencing or gates, and report immediately to the Event Management Centre, Security or Administration Officer.

Ensure a high level of personal hygiene is maintained both before and after handling livestock, or animals. Ask the animal's handler to control an animal if you need to work near one. Avoid creating excessive or loud noises near livestock especially during loading or unloading stock from transport.

### Approvals for Work

All work, equipment and practices should comply with the relevant requirements of any statutory authority with jurisdiction over the activity, including, but not limited to, approvals, licenses, tests, certificates, competencies, legislation, Australian Standards, Building Code of Australia, Environmental Codes, Workplace Standards legislation, codes and RAST policies and procedures.

Requests for temporary structures must be submitted in writing to RAST for approval prior to any commencement of works. A Permit to Work procedure exists and forms can be obtained from the RAST Safety Officer for Hot Work, Confined space, Working at Heights, Electrical Work, Ground Penetration/ Excavation e.g., hot work includes welding, grinding metal, rigging work (including attaching equipment, signage, etc).



**ROYAL  
HOBART  
SHOW**



## All Licenses

It is a condition of entry that all moving vehicles used onsite require the operator to hold a current Australian Drivers License or equivalent together with any other license required by law. Vehicles must be registered, and appropriate valid licenses held by operators. The law also requires you to have a license before doing certain types of work.

Proof of certification must be carried at all times whilst operating any vehicle or plant or working where a license is required.

[Link to WorkSafe's High Risk Work Licensing](#)


## Alcohol & Drugs Policy

No alcoholic beverages or illegal drugs may be brought onto or consumed prior to commencing working onsite. Working under the influence of these substances is prohibited. Persons under the influence will be required to leave the site and illegal drug use will be reported to police. If taking medication, check to see if it is safe to operate machinery and/or drive a motor vehicle whilst taking medication. If in doubt check with your doctor or pharmacist. The Royal Hobart Show site is an Alcohol-Free Zone, except for licensed areas. Any Illegal drug use will be reported to Police.

## Biological Hazards

Biological hazards may be ingested, inhaled, absorbed or penetrate through the skin and may include human body fluids, waste, sharps or first aid dressings. All Biological hazards must be dealt with according to current safety regulations.

Report any syringes found within the site to the RAST. Event Management Centre on 0400 695 088



**ROYAL  
HOBART  
SHOW**



### **Bumping in and Out**

High visibility vests and fully enclosed appropriate footwear must be worn during event move in out periods.

All worksites must be continuously and effectively isolated to prevent unauthorised or inexperienced persons entering the area.

This should be in the form of temporary fences, barriers, hazard tape and supervision to ensure effectiveness and to restore barriers if left open. All persons involved in high-risk construction or dismantling must hold a Construction Induction Card or equivalent accreditation.

*All children less than 15 years of age are not permitted onsite during this period.*

### **Car Access to the Site**

Only accredited vehicles are permitted onto the site. These vehicles are to be unloaded and removed to their allocated car park as displayed on the car pass as soon as possible. The speed limit onsite is 5kph (walking pace). All vehicles must have a mobile contact number visibly posted on the dashboard whilst parked onsite. To obtain approval for a pass contact the RAST on 03 6272 6812.

Beware of pedestrians and cyclist/s whilst on site. **No vehicles can be moved through crowded areas without being escorted by person with hi vis vest during the event operation.**

During the event operating times, please call 0400 695 088 prior to moving your vehicle to ensure that the ECC and security are aware of the movement through the site as they may be able to assist in the escorting of your vehicle.


### **Changes in the Workplace**

Be aware that your work layout, equipment or procedures may change and present unforeseen hazards. Ensure that all personnel are aware of any changes prior to commencement of tasks.

### **Due Diligence & Duty of Care**

All persons are required to be committed to carrying out their moral and legal duties, assessing all hazards and risks continually and taking reasonable precautions to mitigate risks. Safety is everyone's responsibility.

**Remember it is an offence under the act to expose anyone to danger.**



**ROYAL  
HOBART  
SHOW**





## Chemicals, Gases and Hazardous and Dangerous goods

Current Safety Data Sheets (SDS) and storage logs for all hazardous and dangerous goods including gases, used or stored on site, must be provided to the RAST for approval.

Where limits are in excess of the allowed quantities a permit will be required.

If goods are classed as High Consequence Dangerous Goods (HCDG) licenses and/or permits to transport and access such goods will be required to be submitted to the RAST for approval.

Storage and use of these items must be in accordance with the relevant statutory requirements. Dangerous Goods which fall under the provision of the *DG (Explosives) Regulations* will require licenses to store and use goods to be submitted to the RAST.

Ensure that when ordering cylinders from a supplier, that these cylinders are delivered to site and immediately stored in a safe manner.

Cylinders must be fixed securely against tipping and stored in a well-ventilated vertical position.

LPG must be stored away from ignition sources a combustible materials and cylinders should be restricted from public areas. Hazchem and warning signage must be posted where required.

LPG installations must comply with Australian Standards and WorkSafe TAS requirements.

Check valves, gas lines and fittings for damage cracks and leaks.

Current certificate of compliance and test date must be attached and all cylinders.

Do not use faulty or out of date cylinders or equipment.

No LPG is to be stored indoors overnight.

Personnel are to be given adequate safety handling and storage training in the use of all substances prior to use.

Cylinders are to be secured in a well-ventilated area restricted from public access and stored in accordance Australian Standards.





## Covidsafe Operational Processes and information

COVID-19 is a virus that can cause a variety of symptom.

Symptoms of COVID-19 can include; • Fever • Sore throat • Cough • Fatigue • Difficulty Breathing.

While COVID-19 is of concern, it is important to remember that most people displaying these symptoms are likely to be suffering from a cold or other respiratory illness and therefore we shouldn't pass judgement on anyone displaying symptoms but use these symptoms to educate everyone.

All staff working at the Show, including prior-to and post the event are required to exercise social distancing.

**Simple steps to help stop the spread.**

**COVID SAFE**

- Cough or sneeze into your arm
- Use a tissue
- Bin the tissue
- Wash your hands

**PROTECT YOURSELF, YOUR FAMILY AND YOUR COMMUNITY**

**COVER YOUR COUGH AND YOUR SNEEZE**

Cover your nose and mouth with a tissue when you cough or sneeze. Put your used tissues in the rubbish bin.

Wash your hands well with soap and warm running water (or use hand sanitizer if you don't have soap and water). Dry your hands with a disposable paper towel or hand dryer.

If you don't have a tissue, cough or sneeze into your upper sleeve or elbow, **not your hands.**

You can help stop the spread of illness.

**KEEP THE COVID** Public Health Hotline 1800 671 738 [www.coronavirus.tas.gov.au](http://www.coronavirus.tas.gov.au)

**STOP**

**Do not enter this facility if you:**

- Have COVID-19.
- Have been instructed to quarantine or isolate, and your quarantine or isolation period has not yet ended.
- In the last 14 days, have been outside Tasmania in any area or premises declared high or medium risk for COVID-19.
- In the last 14 days, have had contact with someone known or suspected to have COVID-19.
- Have cold or flu-like symptoms such as fever, shortness of breath, a cough or a sore throat.

**KEEP THE COVID** Public Health Hotline 1800 671 738 [www.coronavirus.tas.gov.au](http://www.coronavirus.tas.gov.au)





## Electricity

No 'live' electrical work is permitted. Do not use damaged electrical items and equipment. Check electrical test tag date is current. Appliances not carrying a current test tag or carrying an out-of-date tag must not be used.


Test 'safety switches and Residual Current Devices (RCD's).

Do not overload power points or use double adapters. Do not use electrical items in damp or wet conditions.

Use insulated ladders for electrical work. Extension leads should be fixed overhead away from pedestrian or traffic where possible. Where applicable Certificates of Electrical Safety for all temporary structures are required including Amusement devices, Generators, etc. Only licensed electrical workers are to perform electrical installations.

All appliances shall be installed and used in accordance with the manufacturer's instructions.

See RAST Operations Management if in doubt.



**ROYAL  
HOBART  
SHOW**

## EMERGENCY PROCEDURES:

Remain calm.

Take control of the situation, if willing and safe to do so.

Remove persons in danger if willing and safe to do so.

**Ensure Emergency Services are notified via Alarm or 000**

**Advise the Event Management Centre by calling 0400 695 088**

Assist all patrons and employees to evacuate away from immediate danger.

Await instructions to evacuate further and control entry to the affected areas.

Contain fire by closing doors.

Extinguish fire if trained and safe to do so.

Remain on the phone line or Radio Channel until advised otherwise.

In the event of an evacuation warning, all persons are to immediately evacuate away from the danger area by the nearest and safest route to a safe area.

If further evacuation is required, remain calm and follow the instructions of Emergency Services, Management, Wardens, Security and announcements.

Ensure everyone is accounted for and report missing persons to the Warden at the Assembly Area.

### Emergency Medical

Ensure First Aid or Medical Care has been called and gives the following information:

Exact Location of Incident

Is Patient Conscious?

Is Patient Breathing?


Nature of Illness or Injury

Approximate Age and Sex of patient

Remain on phone line or Radio Channel until advised otherwise report all incidents and accidents to:

**Event Management Centre:** 0400 695 088 **or Security:** Located at Main Gate entry booth (after hours)

**Police, Fire, Ambulance**



**ROYAL  
HOBART  
SHOW**



## Erection and Removal of Structures

Personnel shall inspect and measure the work area before erecting any stand or exhibit. All temporary structures are required to be weighed down according to engineers or the manufactures specifications.

No alterations shall be made to any existing structure on the site. Painting, driving of stakes or ground penetrations, and fixing to any permanent structures onsite is prohibited without written approval by the RAST

## Fatigue

Fatigue effects the health and work performance of individuals including impaired work performance and an increased risk of accidents. A Fatigue management plan should be considered to manage personnel meal and rest breaks in relation to the type of work and working environment.

## Fire Alarm / Evacuation

Should an evacuation be necessary at anytime, personnel should follow all directions given to them by Emergency Services, Management, Wardens, Security and announcements. Ensure all alarms are isolated when conducting any activity inside buildings that create fumes, dust, or smoke emissions within buildings. False alarms can incur heavy fines by the Tasmanian Fire Services. Seek fire system isolation via the RAST Grounds Manager prior to commencement of work.

## Fire Safety

Do not block or lock fire exits, aisles, roads, entrances or other similar egress and exit paths or access to fire appliances including extinguishers, fire hydrants or hose reels.

Familiarise yourself with the nearest fire appliances, alarms, fire exits and emergency procedures.

Only fight fires if trained and it is safe to do so. No naked flames, hot work, electric or oxy cutting or welding or abrasive grinding is permitted without the RAST written approval. Overhead banners, signs, stage display sets, scenery or theming must be nonflammable.

No refueling indoors.



**ROYAL  
HOBART  
SHOW**



### First Aid

First Aid is available via your supervisor, and the St John First Aid. Contractors and Traders are required to provide first aid coverage for their staff in the first instance. First Aid kits for staff may also be found at the Administration Office. Please report all injuries or illness to your supervisor immediately and the:

**Event Management Centre: 0400 695 088**

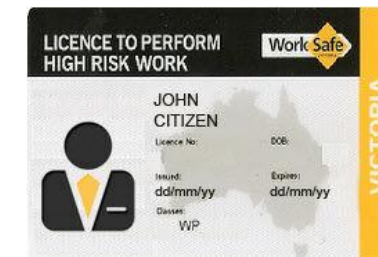


### Food Safety

Minimum standards are required to store, handle and provide food and beverage for consumption. These standards ensure the safety of food and beverages consumed. Hospitality areas must comply with the Food Safety Act and businesses must notify Glenorchy Council of intent to sell food prior to an event.

### Forklift, Machinery and Plant Equipment

All powered machinery may only be operated by licensed and certified high-risk equipment operators. It is illegal for an unlicensed person to be supervised by a licensed person in conducting high risk work, unless the unlicensed person is enrolled with a Registered Training Organisation and is completing training. Proof of certification must be carried by operators at all times whilst operating any plant. The use of a spotter within buildings during the moving in and out stages of the event is mandatory. All operators must wear seats belts and high visibility vests including spotters. Smoking or the use of mobile phones whilst operating plant is prohibited. All forklifts entering pavilions must be fitted with non-marking/white tyres. Be aware of loading capacities within all structures and areas of the Venue to ensure your safety.



**ROYAL  
HOBART  
SHOW**



## Hazard Control

Hazards are anything which have the potential to cause harm in any way to people, property or environment.

A hazard can be as a result of your work environment, equipment and substances. Poor work practices, systems, procedures and behavior are a major cause of hazards in the workplace.

The 'Control Hierarchy' is a list of control measures, in priority order, used to eliminate or minimize exposure to hazards.

Below is the control hierarchy with general examples of each control measure:

### **Elimination: Highest**

Avoid the risk by removing the hazard completely.

### **Substitution:**

Use less hazardous procedure/substance/equipment/process.

### **Isolation:**

Separate from people by use of barriers/enclosures/distance.

### **Engineering Controls:**


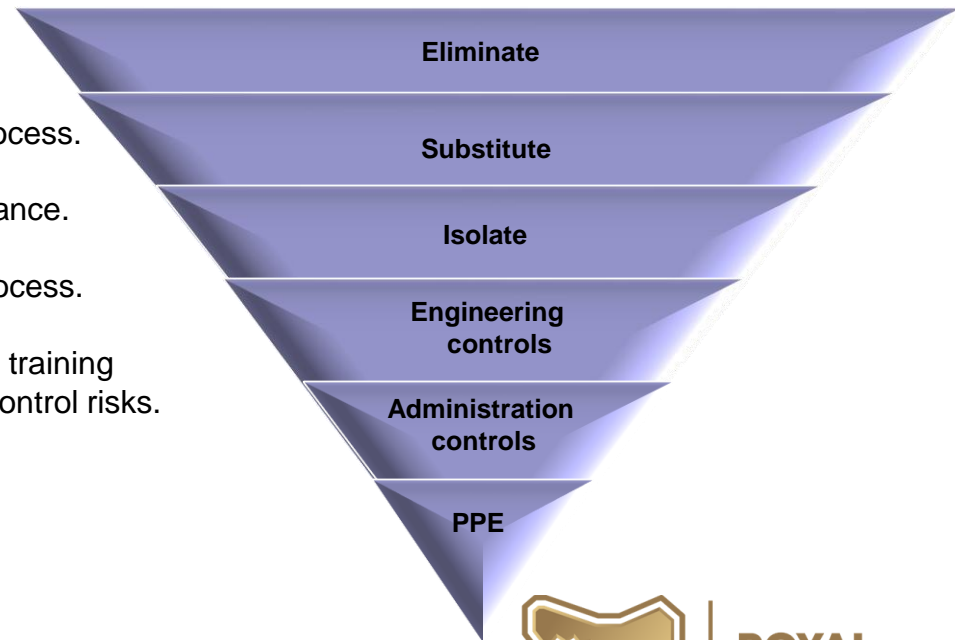
Mechanical/physical changes to equipment/materials/process.

### **Administrative Controls:**

Using methods such as policy, procedures, safety signs, training and supervision or a combination of these methods, to control risks.

### **Personal Protective Equipment & Clothing: Lowest**

Gloves, hats, boots, goggles, masks, clothing, etc.



**ROYAL  
HOBART  
SHOW**



## Height Work (including working on ladders)

All work where a fall from one level to another level is possible and would likely result in an injury, requires assessment.

Each potential working at height hazard must be identified to determine the likelihood and potential severity of injury.


Once determined risks must be eliminated or minimised so far as is reasonably practical and control measures reviewed to insure their effectiveness.

Assessments should be provided to the RAST for approval and where the risk is considered medium to high risk a Safe Work Method Statement (SWMS) must accompany the assessment.

Personnel involved in height work must be competent and properly trained in the systems used including control measures and should be consulted in all hazard identification and control processes.

## LADDER SAFETY

- Ensure the ladder has no loose, damaged or missing parts.
- Ensure the ladder is properly erected and secure.
- Ensure the ladder projects at least 1 metre above landing.
- Ensure the ladder is set at the correct angle or 75 degrees and is on firm ground.
- One person one ladder.
- Keep 3 limbs on the ladder at all times.
- Always carry tools in a toolbelt or similar not in hands.



ROYAL  
HOBART  
SHOW





## High Visibility Clothing

High visibility clothing must be worn at all times by persons during the bump in and out phases of the event and when working on or near roads, loading dock areas, on or near machinery including forklifts and anywhere there is overhead work being carried out in the area.

## Hot Surfaces and Liquids

Hot surfaces and liquids including urns must be out of reach of the public and persons working with them should be aware of the risk of burns and be trained accordingly by their manager. Use appropriate personal protective equipment.


## Hygiene and Cleanliness

Cleanliness and hygiene is essential.

Wash hands with soap and water before and after touching animals, eating, smoking and after completing work.

Continually keep work areas clean of any debris and remove all waste from the site in the correct manner.

Consideration should be given to using products that least impact the health and safety of staff and the environment.



**ROYAL  
HOBART  
SHOW**



## Incident Reporting

Every incident which involves a near miss, injury or property damage must be reported to your supervisor and the Royal Hobart Show Event Management Centre. Incidents must be recorded in the daily incident log. An incident investigation form must be completed as soon as possible. Witness's names and contact details must be obtained.

**Report All Hazards, Dangerous Activity, Near Misses or Incidents to the Event Management Centre on 0400 695 088**

Reporting all injuries will provide; Immediate and correct assistance to the injured person, Early rehabilitation, which will commence as soon as possible, and Information to prevent reoccurrence of this or similar injuries.

## Induction and Consultation

You should receive a site-specific induction from your manager or supervisor prior to commencing any work.

Your manager or supervisor should consult with you and train you in safe work systems and methods.

Your manager or supervisor should supervise your work and be available to answer any of your questions.

Construction Induction (CI) card or equivalent must be held by all persons performing medium to high risks construction work at Hobart Showground.

## Inspection Risk Checklists

Where requested ensure that all daily risk inspection checklist/s are completed and returned to the Event Management Centre daily. Always follow up urgent safety concerns immediately and follow up requests or concerns noted on the completed checklist/s with the RAST Risk Manager.





### **Inspection of Contents of Vehicles**

It is a condition of entry that the RAST has the right to inspect any vehicle entering or leaving the site, together with toolboxes, bags or containers of any description. The removal of goods and property owned by, or in the possession of the RAST, without consent, will be treated as unlawful and may be reported to the police.

### **Insurance**

It is mandatory for contractors and stakeholders to have in place the following insurances prior to commencing work on the site unless RAST provides a written variation to the contrary:

- (i)** Workers' Compensation insurance if applicable;
- (ii)** Public and Products Liability insurance with a Limit of Liability of not less than \$20,000,000 for any one occurrence and in the aggregate,
- (iii)** Plant and Equipment Insurance covering tools, tackle, employees' effects, temporary structures, scaffolding and the like, all the property of the contractor or for which he/she is responsible; and
- (iv)** Motor Vehicle Liability insurance covering both personal injury and property damage.

Wherever possible the Certificate of currency for insurances will extend to include Royal Agricultural Society of Tasmania as an insured, or where this is not possible, insurers must agree to waive the rights of subrogation against Royal Agricultural Society of Tasmania.

Evidence of these insurances must be sent to the RAST before commencing work.





## Manual Handling and Ergonomics

Manual handling includes lifting, lowering, pushing, pulling, carrying, holding or restraining objects. Use mechanical aids if possible. Never move anything that is too heavy or too awkward for you.

Use correct lifting techniques. Keep your back straight, and bend your knees whilst lifting, always keep object close to your body when lifting. Your supervisor or manager must train you in correct lifting techniques for your task.

Use the **SMART** lifting technique where possible and appropriate:

**S** - Size up the load

**M** - Move in close

**A** - Always bend the knees

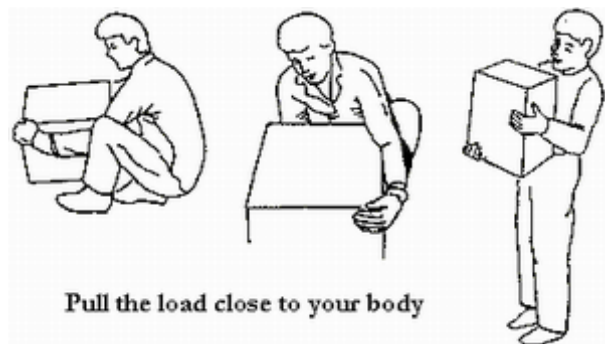
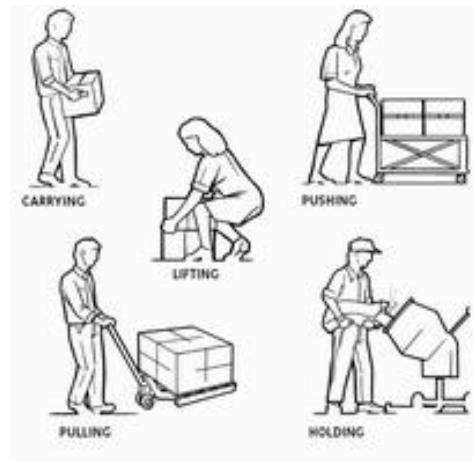
**R** - Raise object using your legs

**T** - Turn using your feet

Always use Personal Protective Equipment.

No over-reaching. Minimise frequent twisting, bending or stooping by modifying tasks.

Kneel or squat down for low tasks. Take regular breaks from repetitive tasks.



**ROYAL  
HOBART  
SHOW**



## Noise Exposure

Noise levels must comply with workplace noise exposure guidelines. The use of the Personal Protective Equipment should be the last control measure used to prevent injury to personnel. An assessment of the workplace and environmental noise level exposure must be controlled using the Control Hierarchy.

## Overloading Structures / Services

Ensure that you seek approval before attaching or applying loads to any building structure, roof, column or load bearing structural members. Observe all floor loading signs as some floors cannot support mobile machinery such as forklift trucks, trucks, and elevating work platforms. If in doubt, see the RAST Safety Officer for advice.

## Personal Protective Equipment (PPE)

Personal Protective Equipment may be required to protect you from falls (safety harness), or to protect your body, including face, eyes, ears, respiratory tract, feet, head and hands, or other specific tasks. PPE is the least effective way to control risks. Higher control methods should be used where available. Your manager should provide you with correct PPE and appropriate training to ensure correct use, storage and maintenance. PPE should be checked for fit, type and damage before use. Do not reuse disposable, contaminated or damaged PPE.





## Plant Equipment and Tools

Plant equipment and tools should be suitable for the task. Battery powered tools are to be used wherever possible. Do not use any equipment that you have not been trained in, are fully competent in its use, hold current certificates of competency and/or are authorised in its use. **Do not start use** faulty, danger tagged, or equipment with safety guards missing. Remove keys and apply park brakes if leaving plant. Conduct manufacturers safety checks before use. Do not hitch, tow, carry passengers, or allow unauthorized use. Secure loads and observe the speed limits on site. Ensure complaint equipment and tools are maintained as per the manufacturer recommendations and Codes of Practice. Do not wear loose clothing while operating any machine. Do not tamper with or remove safeguards.

## Rigging, Scaffolding, Roof or Overhead Work

Rigging, scaffolding, roof or overhead work requires a risk assessments and a Safe Work Method Statement (SWMS) to be completed and approved by RAST Management prior to undertaking any work. Erection of scaffolding is subject to Australian Standards and statutory requirements, and these are to be strictly adhered to at all times. In particular, the fitting of access ladders, kickboards and handrails. All structures must be certified as fit for occupancy before use. Refer Height Work on page 16 of this induction.

## Safety Signs

You will see a range of 'Safety Signage' around the site. Generally, there are two types of safety signage, 'compulsory' and 'advisory'. There is compulsory signage such as "No parking or No Smoking", and you must carry out the instruction shown. Other signs may be advisory signs, such as the dangerous goods "Hazchem" sign or "Exit", which provides information Personnel are required to obey all signs posted on or around the site. Do not remove or damage safety signs. Safety signage should be clearly displayed in areas identified as hazardous. Determine whether other languages are required.





## Safe Work Method Statements-(SWMS) for High-Risk Work

A safe work method statement (SWMS) must be developed for the risks which are classified as high risk under the Work Health and Safety Regulations 2012 and include: Steps for performing the work being undertaken, Hazards and controls that will be applied to make the activity safe, Training requirements for the activity, Licenses, Plant and equipment required, Personal Protective Equipment List relevant regulations including and Codes of Practice. Signatures of those trained in the SWMS.

## Security Onsite

It is important that all tools, equipment, and personal property are properly secured as the RAST accepts no responsibility for their damage or theft. When instances of theft occur, they must be reported to Event Management Centre or after hours to Security immediately.

**Event Management Centre: 0400 695 088 Security: Main Gate**

## Safety or Danger Locks & Tags

Safety or Danger Tags and Locks warn others of risks. Tag, lock, isolate and report any unsafe plant or equipment including ladders. Only the signatory may remove an existing lock or tag when the risk has been resolved. Until such time the equipment must not be used for any purpose. The RAST must be notified in all instances of tagging or locking of equipment



**NATIONAL SECURITY HOTLINE**

**1800 1234 00**

**Trained operators take every call seriously.  
You can remain anonymous.**


**National Security.  
Every detail helps.**

[australia.gov.au/nationalsecurity](http://australia.gov.au/nationalsecurity)

Every piece of information that we receive from members of the public today could prove to be invaluable in keeping Australia safe from terrorism tomorrow. It is often the details that make the biggest difference. So if you see or hear something that just doesn't feel right, please call the National Security Hotline and keep the information flowing.



Australian Government



**ROYAL  
HOBART  
SHOW**



## Security, Safety & Emergency Preparedness

Due to the ever present potential of terrorism we must always be vigilant and alert to our working environment, understanding the security protocols, evacuation paths and exits.

Be aware of activities within your work area and conduct regular checks to ensure that all stock and equipment is appropriately secured and report anything you believe might be suspicious or out of place immediately to Police and Security or the Secretaires office. This information however small may assist in preventing an incident occurring.

Do not accept deliveries unless the receiver is present and always arrange for deliveries to be collected by the person who arranged for the delivery. Do not allow exits to be blocked which can impact the ability to evacuate.

All staff must be able to identify themselves whilst on the premises. Identification should be worn at all times by personnel. Always cooperate with security protocols.

In the event of a bomb threat take your personal belongings to minimise suspect objects.

During all other evacuations leave personal belongings behind as these will slow you down.

If a serious incident occurs minimise phone or radio communications that are not essential or life threatening.

Be alert to additional attacks and move as far as possible away from the affected area or shelter behind solid objects. Stay upwind and uphill from the incident location where possible and avoid touching liquids, and inhaling mist, gas, fumes or dust.

If chemical, radiological or nuclear threats exist nearby get as far away as possible and secure exposure to the agent by sealing doors, vents and air gaps to prevent contamination.


CERTAIN

EXPECTED

PROBABLE

POSSIBLE

NOT EXPECTED



ROYAL  
HOBART  
SHOW





## Slips, Trips and Falls

Eliminate slip, trip and fall hazards in your workplace and public areas. Keep all areas free of cables, rubbish and loose items. Clean up spills immediately. Use nonslip footwear and isolate hazards. All staff must actively identify and monitor safety hazards, or items that require maintenance attention. Hazards may include slip, trip or fall hazards, uneven ground, loose surfaces, spills, wet areas or broken items of property, e.g., seats, lighting not working etc. Use non-slip footwear. Erect barriers and install hazard signage at slip, trip or fall hazards. Keep away and keep people away from the hazard.



## Smoking

Smoking is strictly prohibited in all structures, undercover areas, marquees, within vehicles, on stages, dressing rooms, catering areas, public seating areas and where specific hazards exist e.g., Fuel or LPG storage cage. Please observe all “No Smoking” signs and note that the entire Hobart Show Site is designated a “No Smoking” venue during the Royal Show period. Please consider others when smoking outside the show site and do not stand or block walkways, or paths into the venue.

## Temporary raised floors, ramps and steps

All temporary raised floors, steps and ramps must comply with the relevant National Building Code of Australia and conform to the Disability Act requirements. Any raised sections must not contain sharp or dangerous edges and must not cause a trip hazard and should be clearly distinguishable from the surrounding area.





## Weather Conditions

Ensure all temporary structures are securely weighted or installed to prevent objects becoming air-borne during strong winds. Weather conditions can change quickly so ensure that you marquees, signs or any temporary structures can withstand strong winds.

Ensure all electrical appliances and leads are weather proofed to prevent the risk of electrocution. Keep watch for sudden changes in the weather and move indoors during high windstorms or lightning. Protect yourself from the sun. Wear a hat, 30+ sun block, long sleeves, trousers and UV sunglasses. Take breaks in the shade and drink plenty of water.


## Workplace Violence, Harassment, Bullying and Aggression

Workplace violence, aggression or bullying is unacceptable and includes verbal or emotional abuse, threats or a physical attack on, or to an individual or property. Non-violent acts include bullying, unwelcome behaviour, harassment or discrimination.

Should a threatening situation arise?

1. Call Security for assistance.
2. Ask for support or to contact the Police.
3. Fall back to safe position to observe the situation.
4. Do not put yourself or others at risk or make the situation worse.
5. Do not give chase for the purposes of restraining or detaining an offender.

**The RAST has a zero tolerance to workplace violence.**



**ROYAL  
HOBART  
SHOW**



**Thank you for completing the Royal Hobart Show 2024 Online Safety Induction. You are now able to close this web browser and you will be returned to the original webpage to complete the mandatory safety questionnaire provided. Don't forget to bring your high visibility vest with you during the Bump in / out.**

